




**UNITED NATIONS SYSTEM
CHIEF EXECUTIVES BOARD FOR COORDINATION**
High Level Committee on Management

UN System overview: Composition and funding

Remo Lalli

*Director, CEB Secretariat - Chief Executives Board – Geneva Office
Secretary, High Level Committee on Management (HLCM)*

7 September 2023



AGENDA

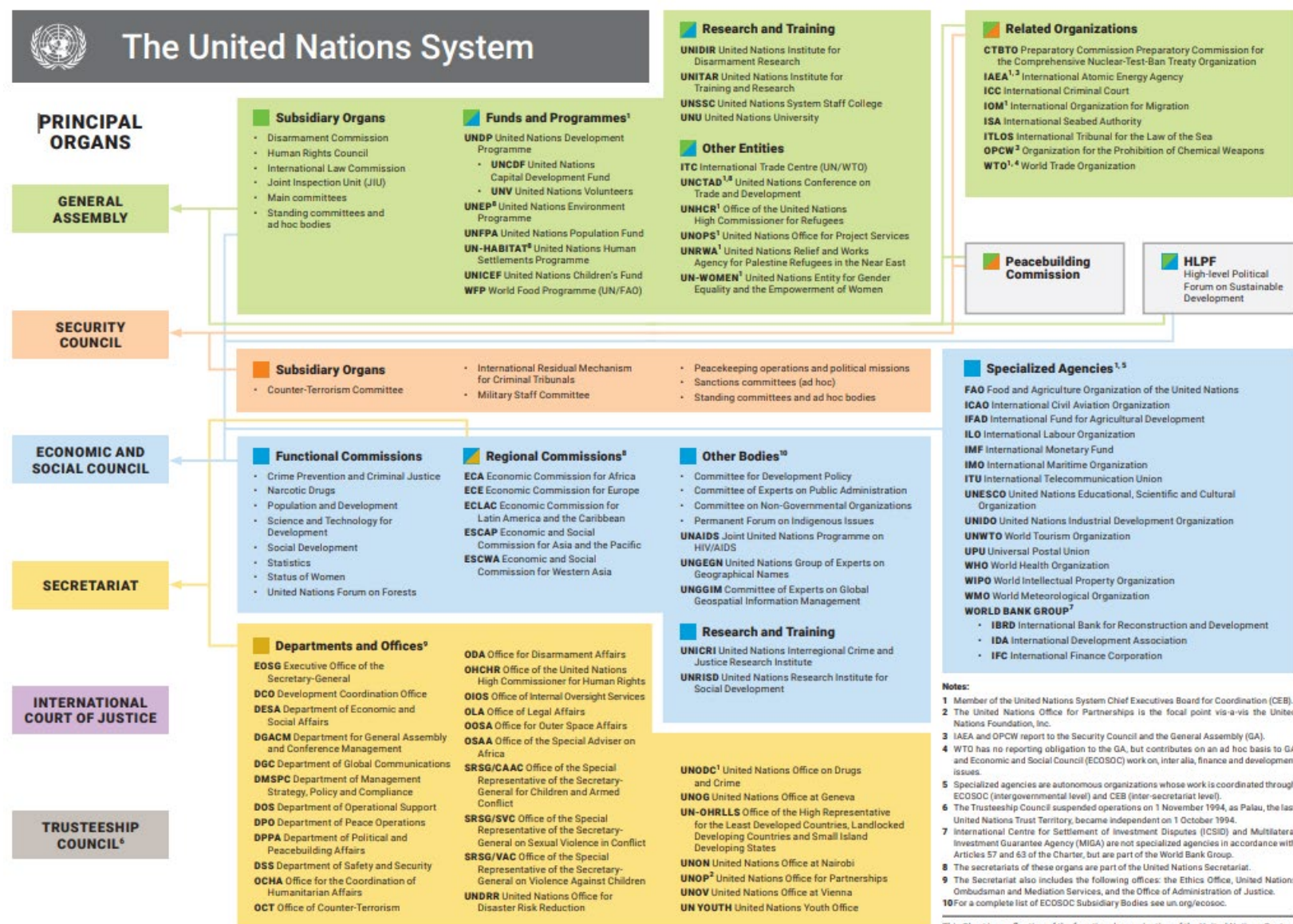
2

- ✓ The Chief Executives Board for Coordination
- ✓ Composition of the funding envelope
- ✓ Regular vs. voluntary resources: system-wide trends



THE UNITED NATIONS SYSTEM

3



CHIEF EXECUTIVES BOARD FOR COORDINATION (CEB)

4

CEB

CHAIRER BY THE SECRETARY-GENERAL

HLCP

HIGH LEVEL COMMITTEE
ON PROGRAMMES

HLCM

HIGH LEVEL COMMITTEE
ON MANAGEMENT

NETWORKS



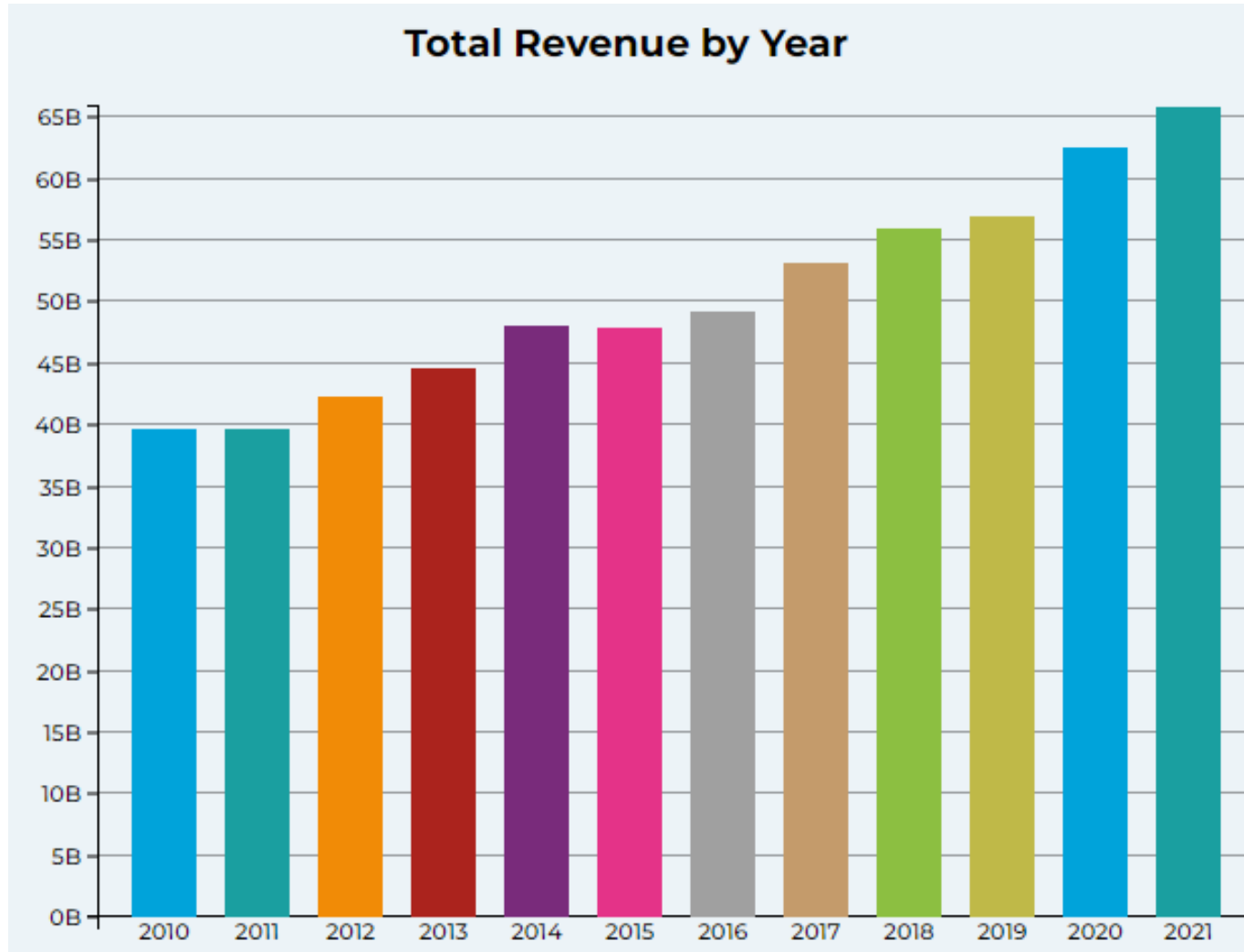


FINANCIAL CONTEXT



FINANCIAL CONTEXT: TOTAL REVENUE (BILLIONS OF USD)

6



SOURCE: CEB SECRETARIAT WEB-SITE

[Total Revenue | United Nations - CEB \(unscebo.org\)](https://unscebo.org/)

TOTAL REVENUE 2021: USD 65,890,709,995

THE NUMBER OF REPORTING ENTITIES
HAS INCREASED OVER THE YEARS

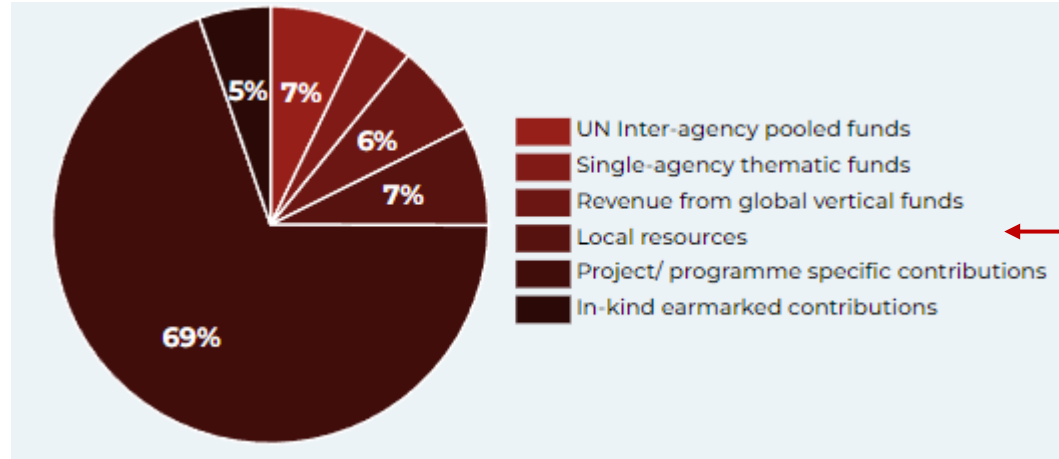


2017: CTBTO, ICC, UNCDF, UNFCCC,
UNRISD, UNSSC

2018: OPCW, UNITAID, IARC

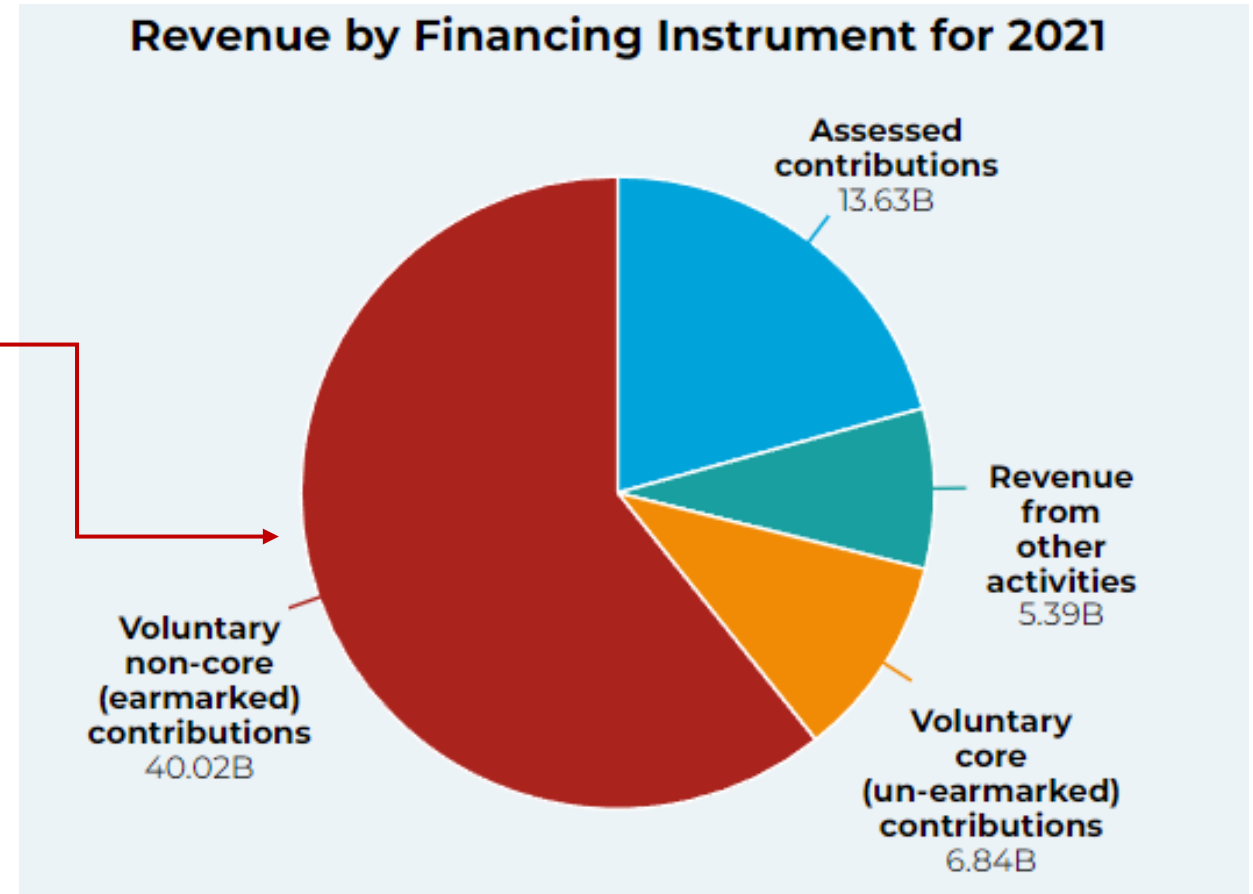
2019: ITLOS

FINANCIAL CONTEXT: REVENUE BY FINANCING INSTRUMENT (2021)



(USD)

Financing instrument(s)	Total revenue	% of total
Assessed contributions	13,633,831,101	20.7
Voluntary core (un-earmarked) contributions	6,841,262,960	10.4
Voluntary non-core (earmarked) contributions	40,020,832,543	60.7
Revenue from other activities	5,394,783,389	8.2
Total	65,890,709,995	100



SOURCE: CEB SECRETARIAT WEB-SITE

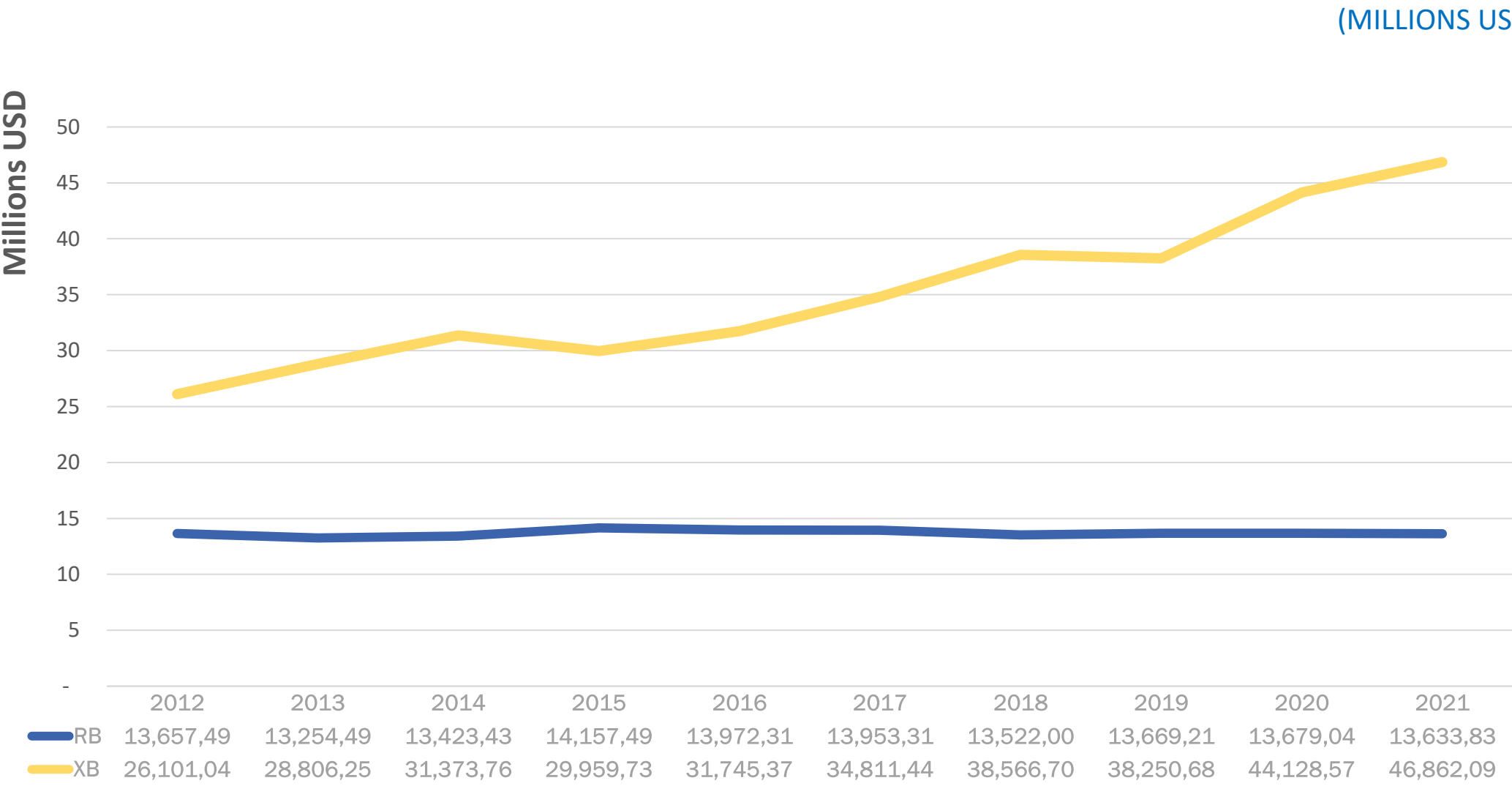
[Revenue by Financing Instrument | United Nations - CEB \(unsceb.org\)](https://unsceb.org/)

THE SPECTRUM OF UN FINANCING INSTRUMENTS

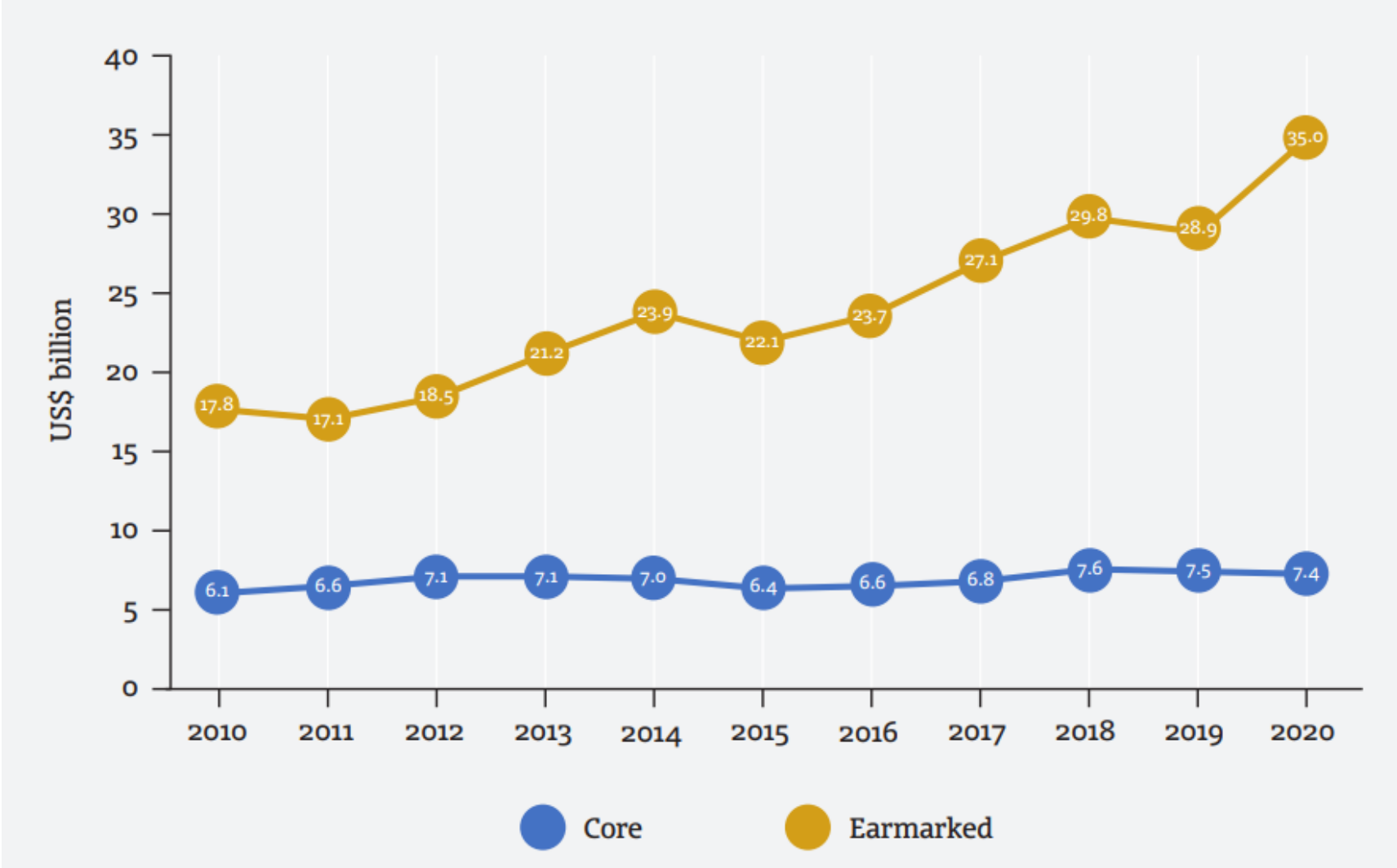


Assessed contributions	Fixed amount contributions calculated based on an agreed formula that UN Member States undertake to pay when signing a treaty		
Voluntary core contributions	Voluntary untied contributions		
Earmarked contributions	Voluntary contributions that are tied to a specific purpose	UN inter-agency pooled funds	Co-mingled contributions to multi-entity funding mechanism, not earmarked for specific UN entity; funds are held by UN fund administrator and fund allocations are made by UN-led governance mechanism.
		Single-agency thematic funds	Co-mingled contributions to single-entity funding mechanism designed to support high-level outcomes within strategic plan; single UN entity is fund administrator and takes the decisions on fund allocations.
		Revenue from global vertical funds	Contributions from 'vertically' focused funds with specific themes; funds are not directly administered by a UN entity and do not have a UN lead role in fund allocations.
		Local resources	Contributions from programme countries financed from government resources for use in support of their own development framework.
		Project/programme specific resources	Grants earmarked by the contributor to a specific programme or project, provided they do not fall within the above earmarked contribution categories.
		In-kind contributions	Revenue transactions recorded for donations or goods and/or services, in accordance with the accounting policies of the organisation that are earmarked by the contributor to a specific programme or project
Revenue from other activities	Revenue linked to UN entity's other activities that is not considered a 'contribution' under the organisation's accounting policies.		

ASSESSED VS. VOLUNTARY CONTRIBUTIONS: UN SYSTEM



TREND OF TOTAL CORE AND EARMARKED CONTRIBUTIONS FOR UN OPERATIONAL ACTIVITIES FOR DEVELOPMENT

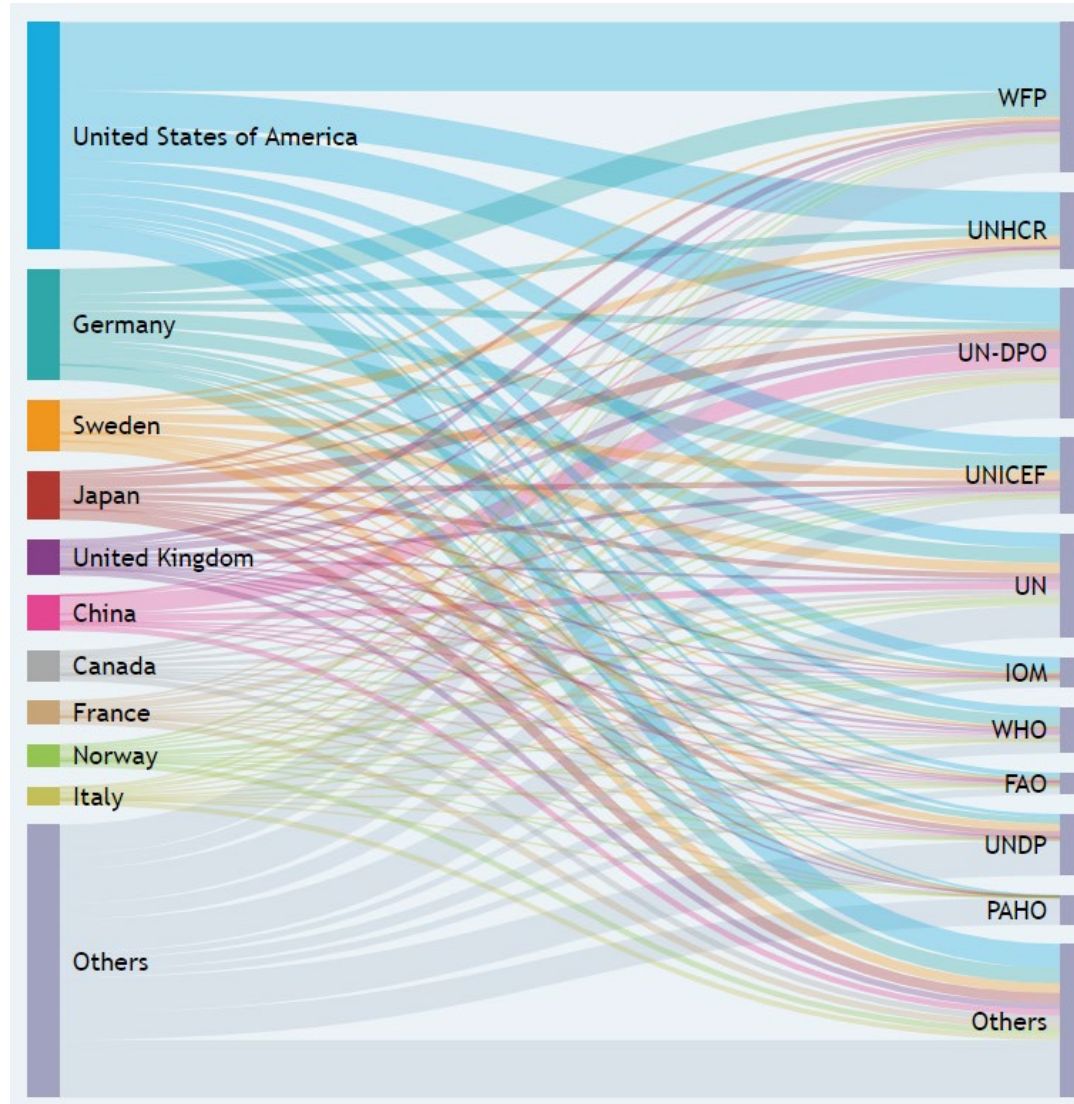


Source: Financing the UN Development System: Joint responsibilities in a World of Disarray www.daghammarskjold.se

FUNDING SOURCES (2021): TOP 10 GOVERNMENT DONORS



11



Total amount: 48,484,007,406

Filters: **2021**

All values are in USD.

Government donor	Entity	Amount
United States of America	-	12,496,438,347
Germany	-	6,112,645,264
Sweden	-	2,852,100,255
Japan	-	2,707,980,548
United Kingdom	-	1,993,439,163
China	-	1,977,740,952
Canada	-	1,701,735,606
France	-	1,309,689,606
Norway	-	1,278,449,910
Italy	-	1,032,975,240
Others	-	15,020,812,510
Total	-	48,484,007,406

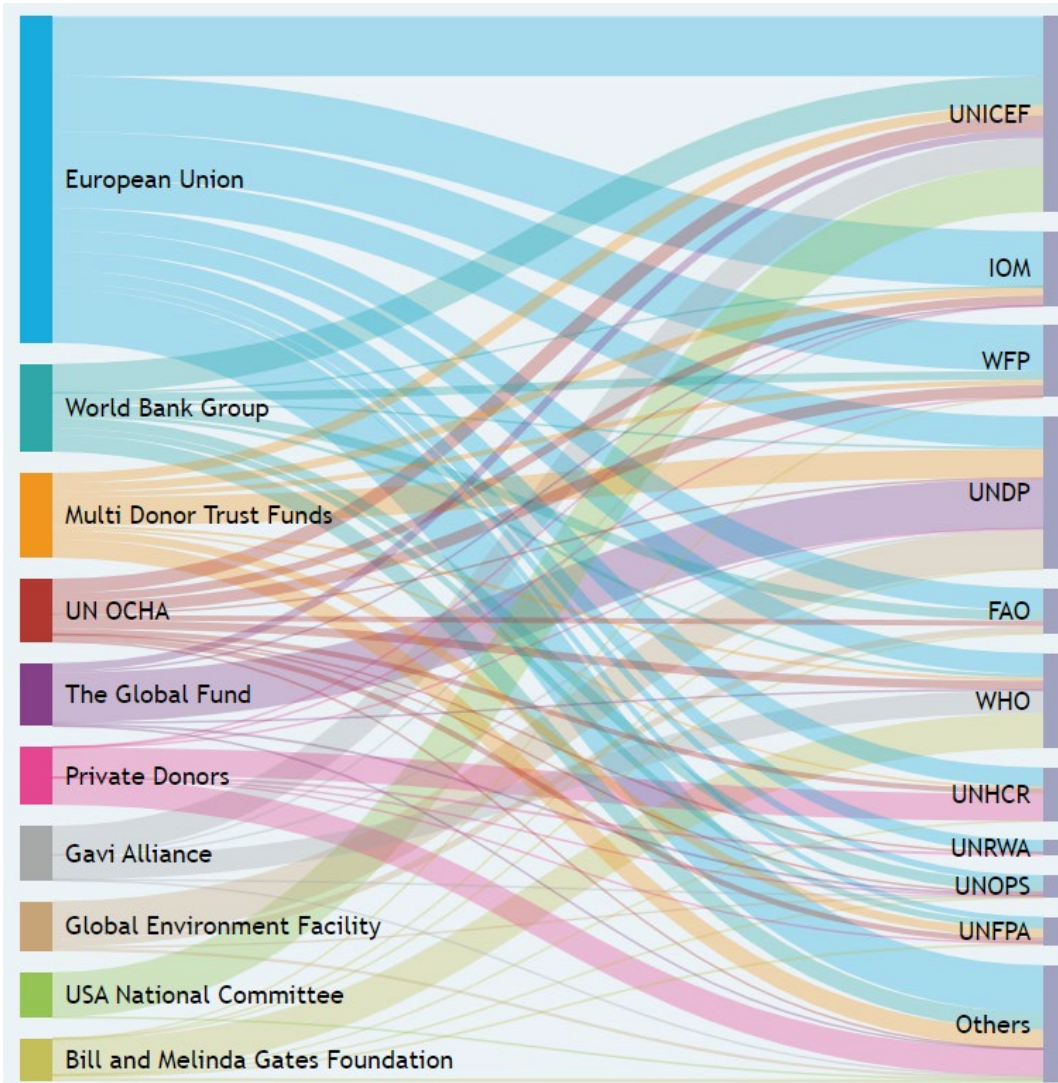
SOURCE: CEB SECRETARIAT WEB-SITE*

[Revenue by Government donor | United Nations - CEB \(unsceb.org\)](https://unsceb.org/)

FUNDING SOURCES (2021): TOP 10 NON-GOVERNMENT DONORS



12



(USD)

Donor	Entity	Amount
European Union	-	3,500,733,076
World Bank Group	-	945,699,310
Multi Donor Trust Funds	-	907,630,514
UN OCHA	-	677,218,432
The Global Fund	-	674,579,112
Private Donors	-	618,663,550
Gavi Alliance	-	581,839,374
Global Environment Facility	-	533,594,030
USA National Committee	-	483,682,367
Bill and Melinda Gates Foundation	-	457,942,593
Total	-	9,381,582,362

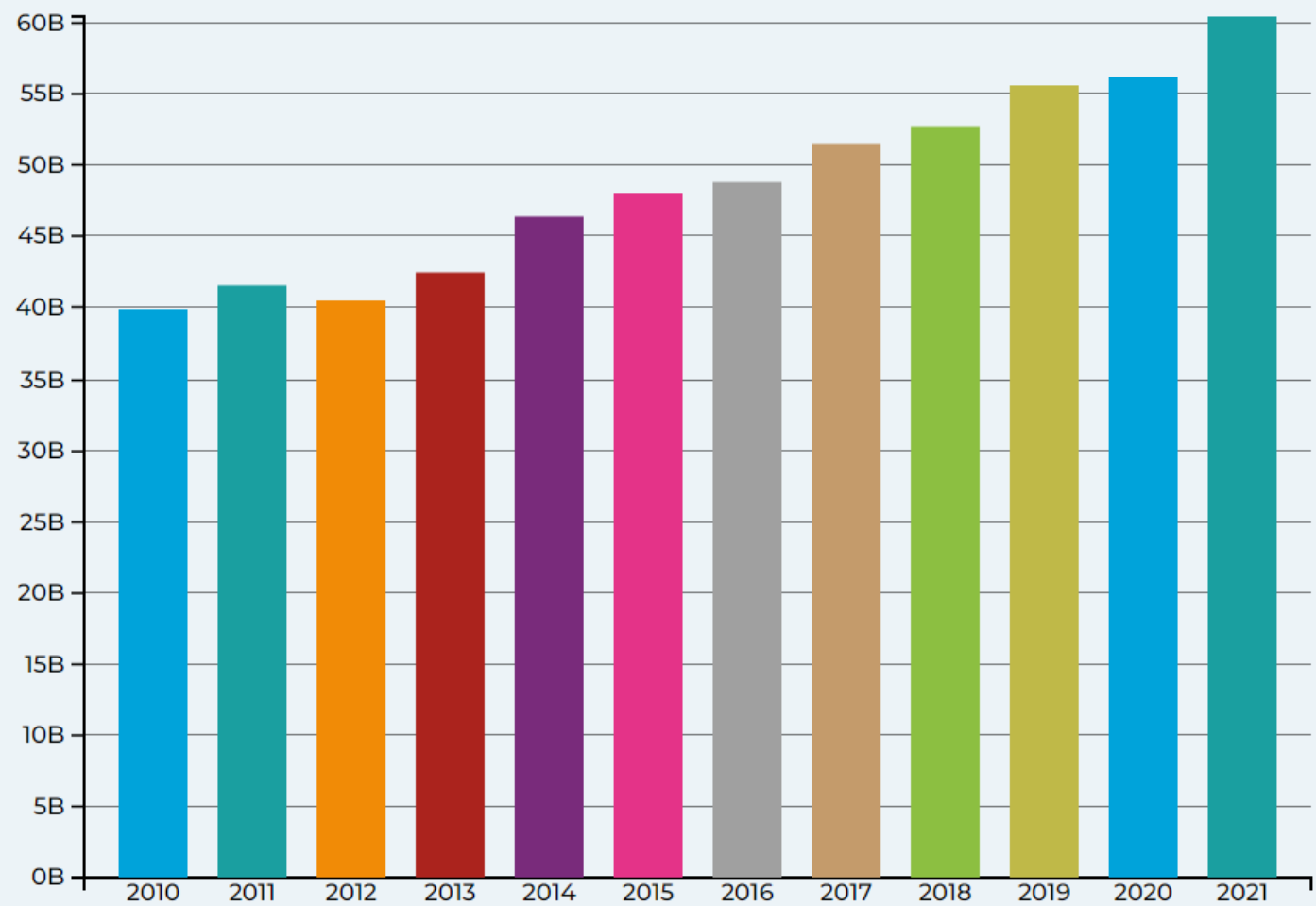
SOURCE: CEB SECRETARIAT WEB-SITE*

[Revenue by Non-government donor | United Nations - CEB \(unsceb.org\)](https://unsceb.org/)

FINANCIAL CONTEXT: TOTAL EXPENSES (2021)



Total Expenses by Year



TOTAL EXPENSES 2021: USD 60,479,440,593

THE NUMBER OF REPORTING ENTITIES HAS INCREASED OVER THE YEARS



2017: CTBTO, ICC, UNCDF, UNFCCC, UNRISD, UNSSC

2018: OPCW, UNITAID, IARC

2019: ITLOS

SOURCE: CEB SECRETARIAT WEB-SITE:
[Total Expenses | United Nations - CEB \(unsceb.org\)](https://unsceb.org)

FINANCIAL CONTEXT: TOTAL EXPENSES (2021)



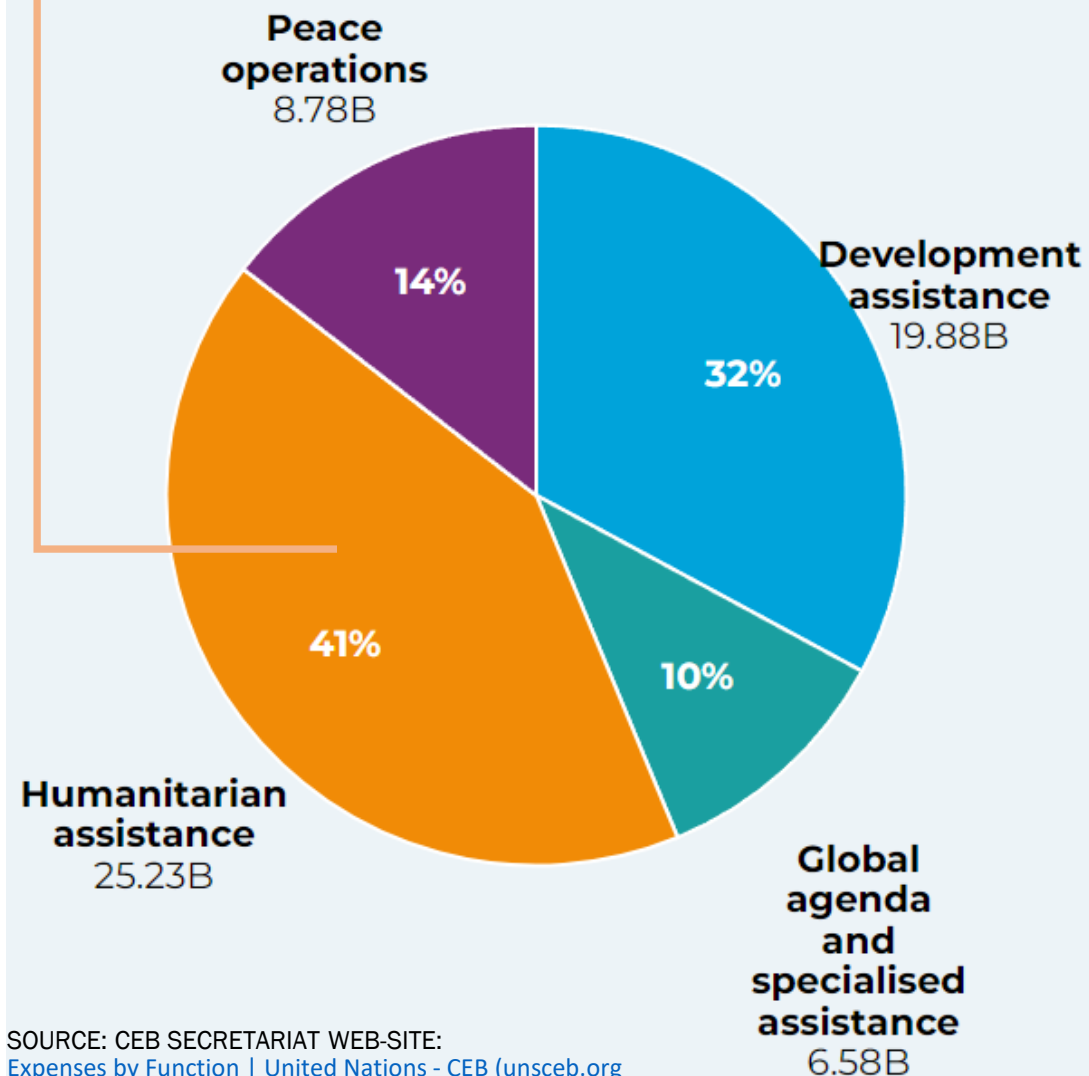
14

Year: **2021** Function: **Humanitarian assistance**

All values are in USD.

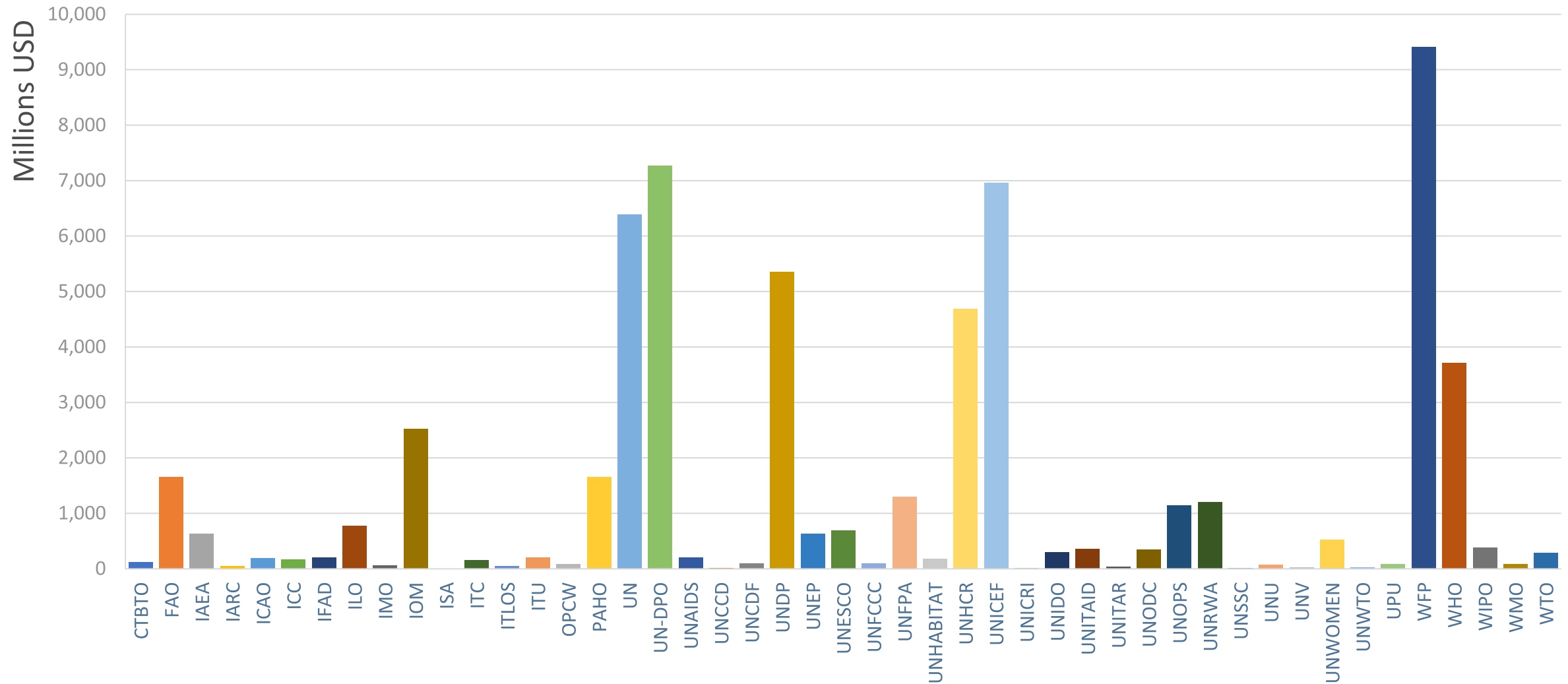
2021	Humanitarian assistance	WFP	9,107,974,189
2021	Humanitarian assistance	UNHCR	4,692,352,152
2021	Humanitarian assistance	UNICEF	3,602,411,822
2021	Humanitarian assistance	UN	2,216,410,851
2021	Humanitarian assistance	IOM	1,433,542,470
2021	Humanitarian assistance	WHO	1,213,559,883
2021	Humanitarian assistance	UNRWA	1,206,677,223
2021	Humanitarian assistance	UNFPA	451,231,900
2021	Humanitarian assistance	UNITAID	362,137,000
2021	Humanitarian assistance	UNDP	361,834,382
2021	Humanitarian assistance	FAO	211,707,870
2021	Humanitarian assistance	UNWOMEN	196,404,271
2021	Humanitarian assistance	ILO	79,846,937
2021	Humanitarian assistance	UNOPS	66,576,193
2021	Humanitarian assistance	UNESCO	13,761,476
2021	Humanitarian assistance	UNHABITAT	12,527,044
Total			25,228,955,670

Expenses by Function for 2021



SOURCE: CEB SECRETARIAT WEB-SITE:
[Expenses by Function | United Nations - CEB \(unsceb.org\)](https://www.unsceb.org/)

EXPENDITURE BY ENTITY (2021)

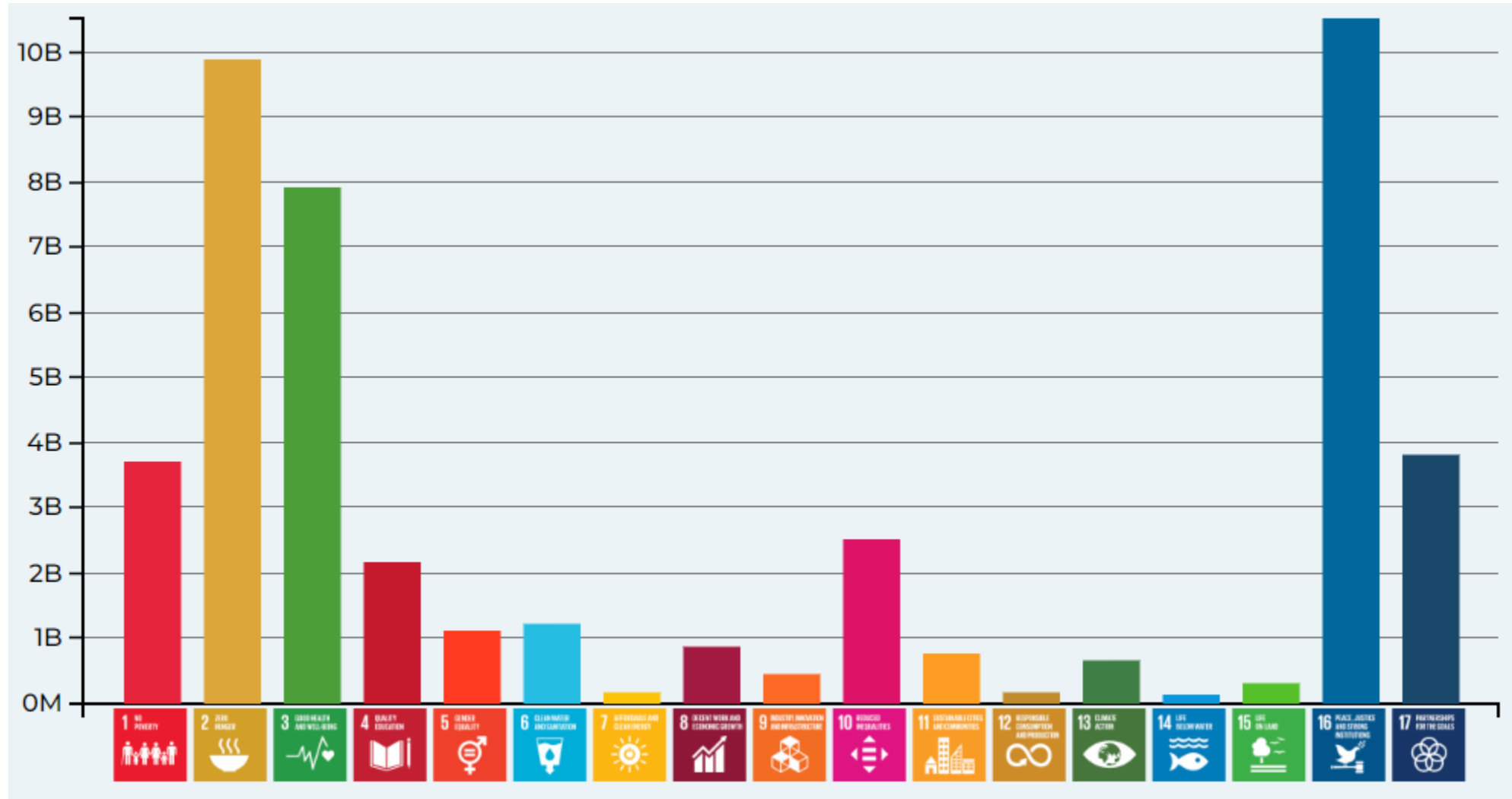


SOURCE: CEB SECRETARIAT WEB-SITE:
[Expenses by Function | United Nations - CEB \(unsce.org\)](https://unsce.org/Expenses%20by%20Function)

EXPENSES BY SUSTAINABLE DEVELOPMENT GOAL (2021)

16

(Billions of USD)



SOURCE: CEB SECRETARIAT WEB-SITE:



FOR FURTHER CLARIFICATIONS OR FOLLOW-UP:



Remo Lalli
Director
CEB Secretariat - Chief Executives Board – Geneva Office

Secretary, High Level Committee on Management (HLCM)
Palais des Nations - Room H-253
CH 1211 Geneva 10
E-mail: remo.lalli@un.org

www.unsceb.org